



## Summary Feedback

### ST1 – ST4 Teaching Programme 2024

#### DKT FRCR 2B Practice Viva (Session 69)

#### Case Based Discussion in Paediatric Radiology For FRCR 2B:

#### A Systematic Approach - Tips and Pearls

(27<sup>th</sup> June 2024)

Delivered By:

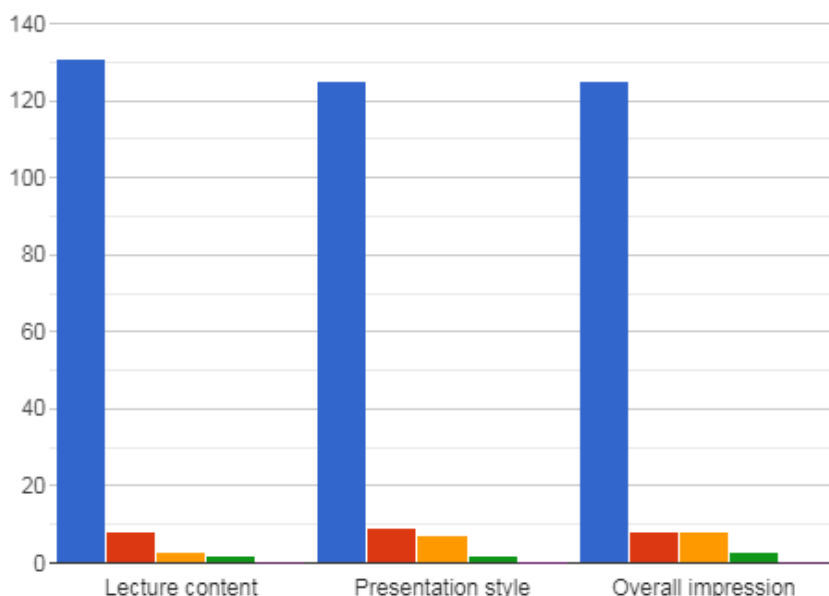
(Sivakumar Manickam)

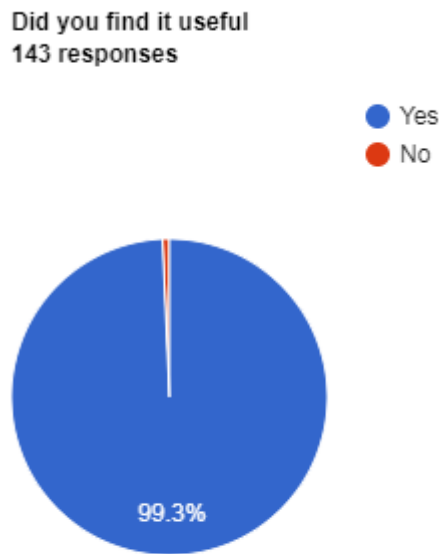
#### Summary Points:

- ST1-ST4 teaching programme 2024 – FRCR 2B Practice Viva Session 69: 2 hours teaching time
- Total Attendees: 378 from 40 Countries (Algeria, Australia, Bangladesh, Bhutan, Canada, China, Dominica, Egypt, Ghana, Hong Kong, India, Indonesia, Iran, Iraq, Ireland, Jordan, Kenya, Kuwait, Libya, Malaysia, Maldives, Myanmar, Namibia, Nepal, Nigeria, Oman, Pakistan, Qatar, Saudi Arabia, South Africa, Sri Lanka, Sudan, Swaziland, Türkiye, UAE, UK, Ukraine, Yemen, Zambia, Zimbabwe).
- Total feedback received from 143 participants

Please rate the following aspects of the session

Excellent Very good Good Satisfactory





## Testimonials

- The cases were excellent. Things I have not seen but only read about. Good to get review on paediatric gynae cases (UK).
- Really brilliant. Making the text book come alive tonight. Going through differentials and how to approach cases was key to the obscure and not often seen (UK).
- Brilliant session, very informative, thank you Dr Khan for giving us the chance to attend such an brilliant session from such a great doctor with all of this knowledge and teaching skills, best session so far! (UK).
- Patiently explained lots of interesting pediatric cases. Was a wonderful session overall (India).
- Wonderful session. A variety of cases which were explained clearly (Zimbabwe).
- “Every case has been compounded by CT and MRI starting from very basic investigation’ was most useful (Pakistan).
- Very beneficial, thanks Dr Kumar (Iraq).
- The technicalities of the cases were most useful (Nigeria).
- The invigilator’s knowledge and patience was most valuable (South Africa).
- Excellent resource for radiology learning! (Pakistan).
- Patient lecturer, very encouraging (Zimbabwe).
- Excellent lecture and cases (Libya).
- Very impactful session (Nigeria).
- The mentor discussion was most useful and valuable (Saudi Arabia).
- Variety of pediatric casestack and review was most useful (South Africa).
- I liked the different cases which were not seen before (India).
- Excellent session (malaysia).

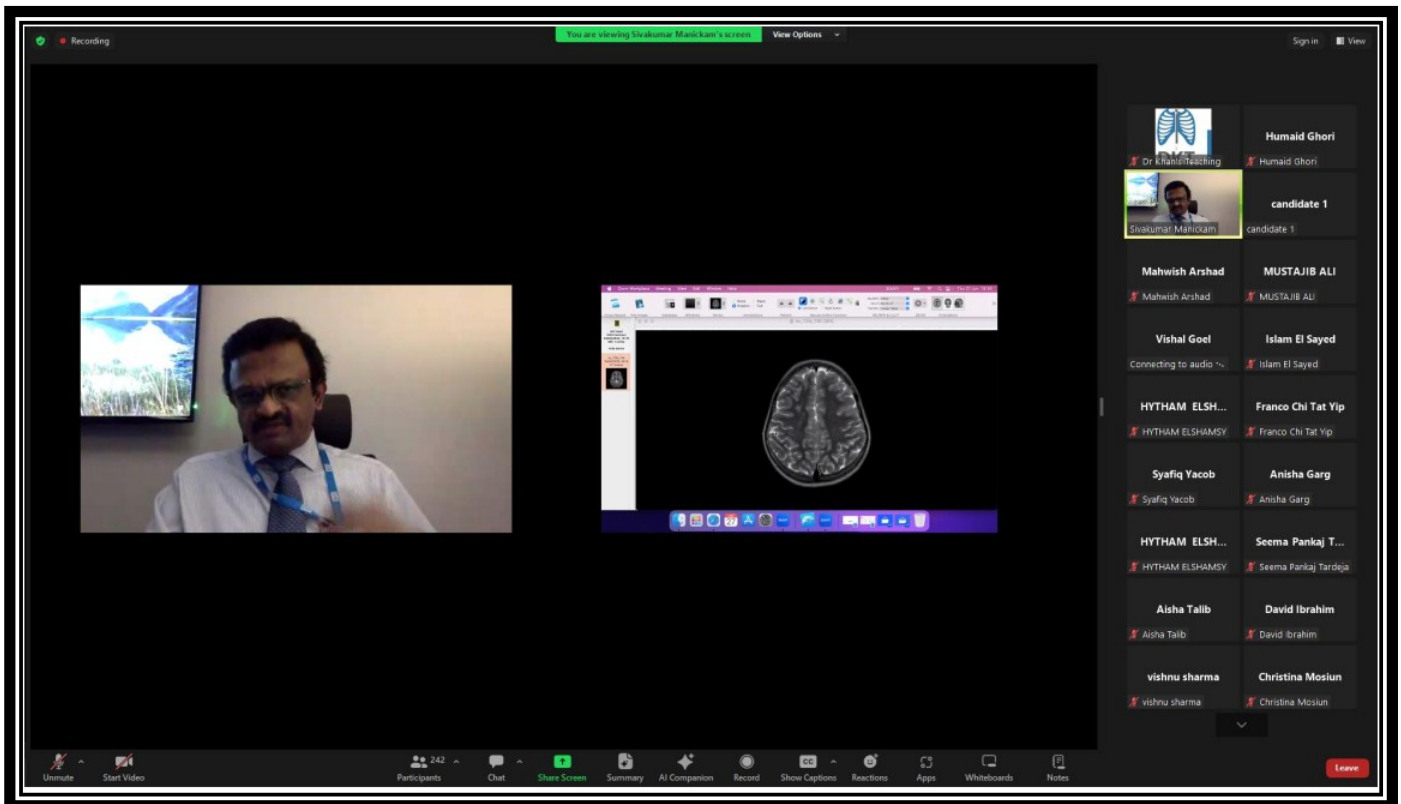
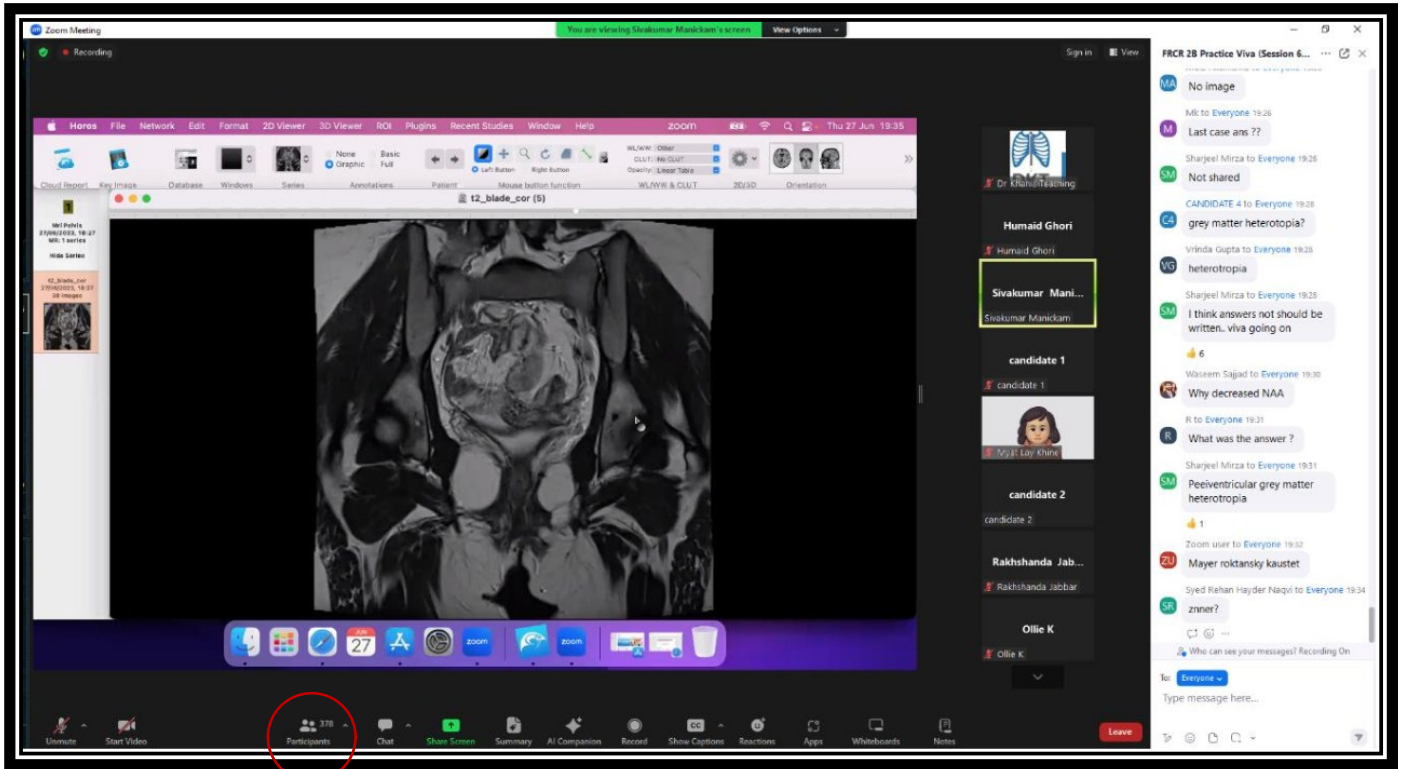
## FRCR 2B Practice Viva (Session 69) - Case Based Discussion in Paediatric Radiology For FRCR 2B: A Systematic Approach - Tips and Pearls

- The teaching from the consultant was most valuable (Ghana).
- Fantastic (Sudan).
- Woow (Egypt).
- Brilliant (South Africa).
- Very informative session (Pakistan).
- The explanation after each case was most useful (Pakistan).
- Focusing on sub speciality was most useful (UAE).
- Significantly important cases and presentation of paediatric age group were most useful (UAE).
- Content and delivery was useful (UK).
- Variety of case presentations was useful (India).
- The cases are so interesting (Nepal).
- I liked the pelvic mass differentiation (UK).
- Discussion between candidates and host was useful (India).
- Very very interesting paediatric cases (UK).
- Variety of modalities were useful (UK).
- Great paediatric cases (Egypt).
- Great cases (UK).
- Discussion is good (Egypt).
- Case presentation was useful (UK).
- All the cases were so useful (Qatar).
- Nice cases (UK).
- Teaching and presentation were useful (UK).
- Good cases (Oman).
- Case collection varieties were most useful (Maldives).
- Great cases (Türkiye).
- Very good session (Ghana).
- Excellent lecture (South Africa).
- Excellent (Australia).
- Superb session (India).
- Nice cases (Iraq).
- Excellent teaching (China).
- Pediatric abdominal tumours was useful (UK).
- It was perfect (UAE).
- Great (Nigeria).
- Very very good (UAE).
- Great learning experience (India).
- Good cases (India).
- Interesting cases (Sri Lanka).
- Peads images were useful (Pakistan).
- Case based learning was most useful (South Africa).
- Excellent (Malaysia).
- Informative (Saudi Arabia).
- Intersting cases (UAE).
- Excellent cases (India).

## FRCR 2B Practice Viva (Session 69) - Case Based Discussion in Paediatric Radiology For FRCR 2B: A Systematic Approach - Tips and Pearls

- All aspects were useful (Libya).
- Great cases (UK).
- Nice cases (India).
- The basics are reviewed well (India).
- Interesting cases (Algeria).
- Excellent cases (Saudi Arabia).
- Very nice cases (Pakistan).
- Mullarian anomalies were most useful (Pakistan).
- Uterine diadelphys was most useful (Zimbabwe).
- Excellent teaching! (UK).
- I liked the cases variety and discussion (UK).
- It was perfect (UAE).
- The images were so good and even the discussion (UAE).
- The wide nature of the cases were most valuable (Nigeria).
- Good cases and discussion (Pakistan).
- Good cases (Zimbabwe).
- Excellent teaching and cases (Iraq).
- Case dissection was most useful (Sudan).
- Real case examples were useful (Pakistan).
- Discussion around the cases was most useful (South Africa).
- Good (India).
- Great teaching (Pakistan).
- Excellent (UK).
- Very informative and useful (India).
- Very educational (UK).
- Wonderful (Iraq).
- Very nice (Egypt).
- So interested (Qatar).
- Very good (UK).
- Always an helpful session (UK).
- Excellent cases (UK).
- Amazing session (India).
- Good session (Maldives).
- Very differently presented cases (Pakistan).
- Nice talk (Pakistan).
- Fancy (India).
- Excellent (Nigeria).
- Good (Yemen).
- Wonderful (Iraq).
- Excellent session (Malaysia).

# FRCR 2B Practice Viva (Session 69) - Case Based Discussion in Paediatric Radiology For FRCR 2B: A Systematic Approach - Tips and Pearls



# FRCR 2B Practice Viva (Session 69) - Case Based Discussion in Paediatric Radiology For FRCR 2B: A Systematic Approach - Tips and Pearls



====XX=====XX=====